

Stagg®

USER MANUAL



TIM JR 3/12B

FULL PART LIST



1. 12" bass drum shell x 1pc
2. 12" bass drum head x 2pcs
3. Bass drum hoop x 2pcs
4. 10" snare drum x 1pc
5. 8" tom-tom x 1pc
6. Drum throne – seat x 1pc
7. 8" cymbal x 1pc
8. Pair of drum sticks
9. Bass drum lug x 6 sets
10. Cymbal & tom-tom bracket x 1pc
11. Cymbal holder x 1pc
12. Drum tuning key x 1pc
13. Bass drum spur x 2pcs
14. Tom holder x 1pc
15. Bass drum beater x 1pc
16. Bass drum pedal x 1pc
17. Drum throne – height adjusting tube x 1pc
18. Drum throne – feet x 1pc
19. Snare drum stand x 1pc

BASS DRUM



Loose one side of the tension rods



Place the head with logo on the front side of the bass drum



Place the hoop onto the drum head



Clamp the drum lugs onto the hoop and insert the rod through the positioning hole



Place the card board on top of the lugs and turn the shell up side down




Place the other head on the back side of the bass drum



Place the hoop onto the drum head



Screw all tension rods to the lugs




(NOTE: DO NOT FULLY TIGHTEN)

Use the drum key to tune the tension rods



Insert the bass drum spurs



(NOTE: Do not fully tighten one rod at a time. Please tune the rods in the diagonal order. Repeat several times until the tension of each rod is equal. The higher tension you tune, the higher pitch it would sound)


CYMBAL & TOM-TOM



Insert the bracket into the adapter on the bass drum shell



Insert the tom holder through the bracket and connect to the tom-tom



Connect the cymbal holder to the bracket



Place the cymbal onto the cymbal holder



BASS DRUM PEDAL



Bass drum pedal x 1pc
Bass drum beater x 1pc

Connect the beater to the pedal



Clamp the pedal to the bass drum hoop



Tighten the pedal clamp



SNARE DRUM




Pull open the legs and connect with the basket arm to appropriate height



Open the basket and place the snare drum



DRUM THRONE



Pull open the feet



Insert the height adjusting tube to appropriate height



Place the seat onto the tube

